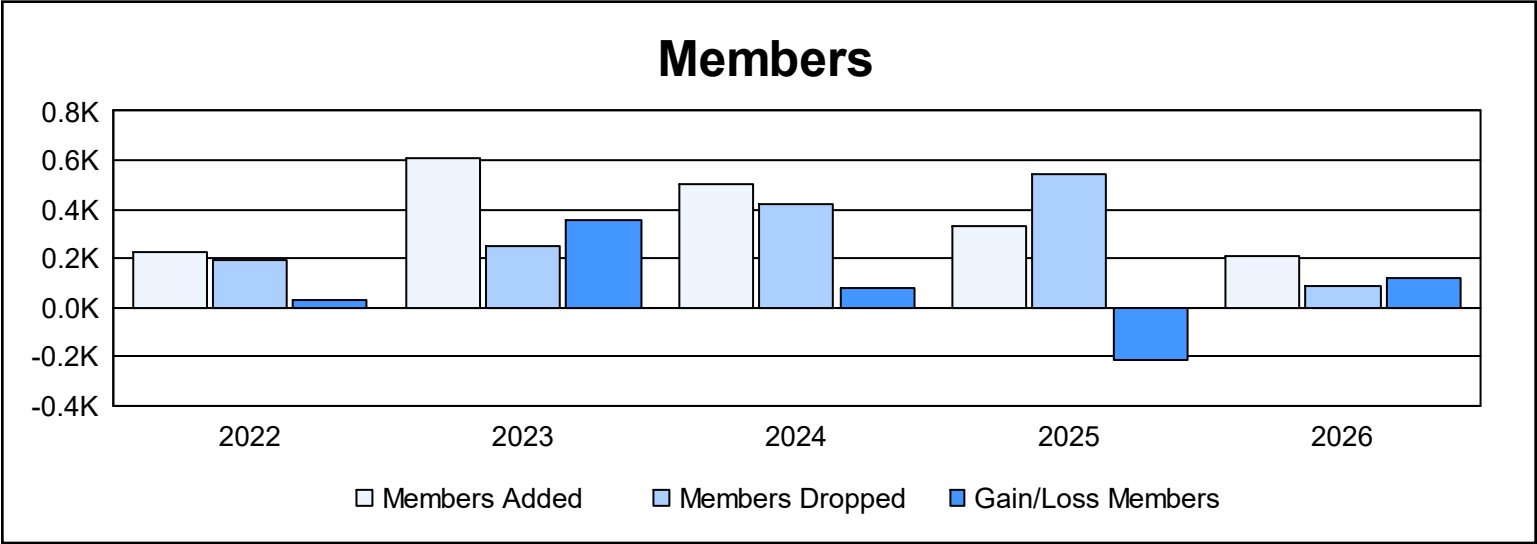
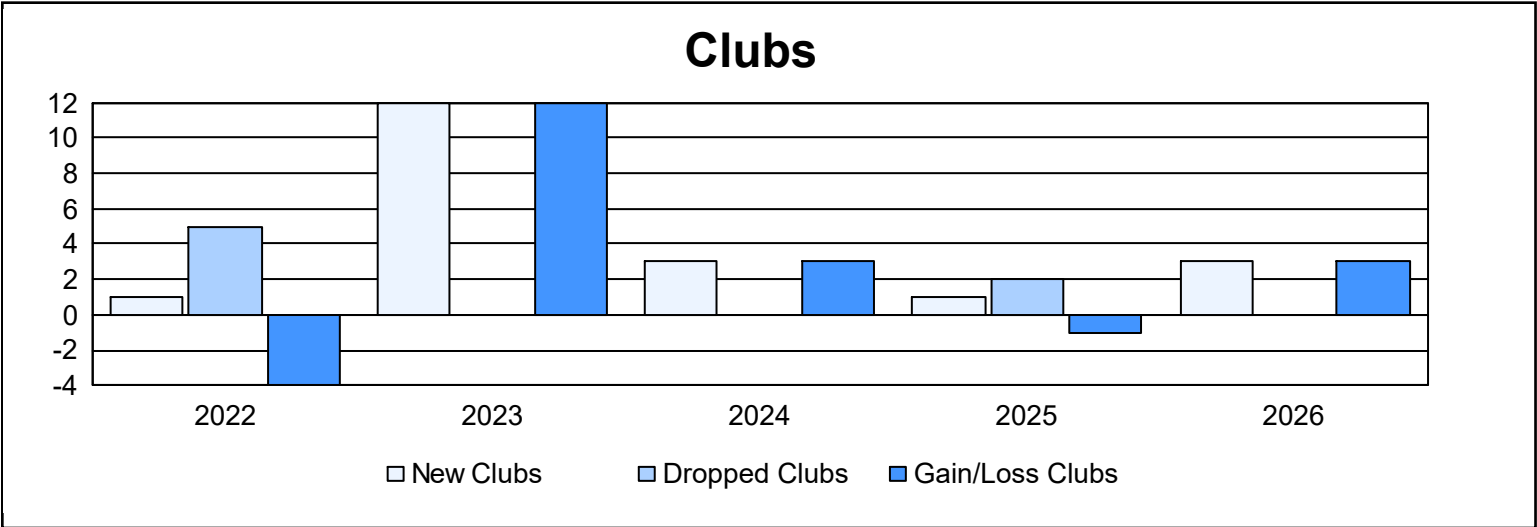
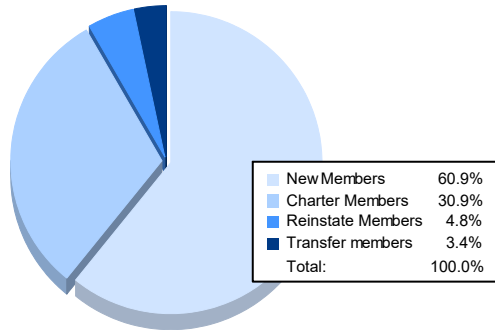


| Year | New Clubs | Dropped Clubs | Gain/ Loss Clubs | New Members | Charter Members | Reinstate Members | Transfer Members | Total Member Added | Total Members Dropped | Gain/ Loss Members |
|-----------|-----------|---------------|------------------|-------------|-----------------|-------------------|------------------|--------------------|-----------------------|--------------------|
| 2021-2022 | 1 | 5 | -4 | 171 | 24 | 15 | 17 | 227 | 195 | 32 |
| 2022-2023 | 12 | 0 | 12 | 277 | 307 | 7 | 15 | 606 | 253 | 353 |
| 2023-2024 | 3 | 0 | 3 | 377 | 84 | 20 | 20 | 501 | 421 | 80 |
| 2024-2025 | 1 | 2 | -1 | 236 | 29 | 34 | 32 | 331 | 542 | -211 |
| 2025-2026 | 3 | 0 | 3 | 126 | 64 | 10 | 7 | 207 | 90 | 117 |
| Average | 4 | 1 | 3 | 237 | 102 | 17 | 18 | 374 | 300 | 74 |



Membership Composition September 2025 Cumulative



Gender Composition September 2025 Cumulative

